

VH High Voltage 220v output Emergency Kits

Productio Features:

- LED emergency kits, inverter、batteries , are installed in the metal box or in the lighting housing
- Suitable to LED spotlight,LED downlight,LED panel,and LED tube ,especially for bulb and tube **with internal driver**
- LED indicator, test switch are equipped, easy to know the work state,test if the lamp have proper functioning
- Batteries are installed in the metal box,capacity of battery control the emergency time.We can use different capacity to control different emergency time,normally emergency time is 1/2/3 hours
- The batteries are charged when AC work;when AC cut off,inverter make the lamp go into the emergency state in one second,the batteries will drive the lighting through the inverter.When batteries are charged,led indicator work,when emergency state and bad time,led indicator go off.The emergency kits operate from - 20 degree to 50 degree
- Please install the lamp by the wiring diagram
- User can cut off AC or use test switch,test the work state of emergency kits
- User can connect on/off switch to control the lamp with emergency kits
- 8IN8 out design,High voltage mode,Deep discharge protection
- According to EN60598,EN55015

Product technical Data:

9-10w LED tube with internal driver


- Input Voltage:AC 85V-270V 50-60HZ
- Batteries: NI-CD 12V 3000mah (**Different emergency time**)
- Output voltage: DC 200-320v
- Lighting source: Led lighting especiall for led tube with internal driver
- Emergency power:Full Power 100% brightness
- Normal function Indicating LED Equipped
- Emergency Function Testing Device Equipped
- Emergency Time 3 hours
- Battery Protection Device Equipped
- LED driver Not Included
- Operating Temp 0 ~ 55 °C
- Start-up Charging Time 24 hours
- Size:Battery 250*50*25mm inverter 217*40*30mm
- Weight=1800g/set

Product technical Data:

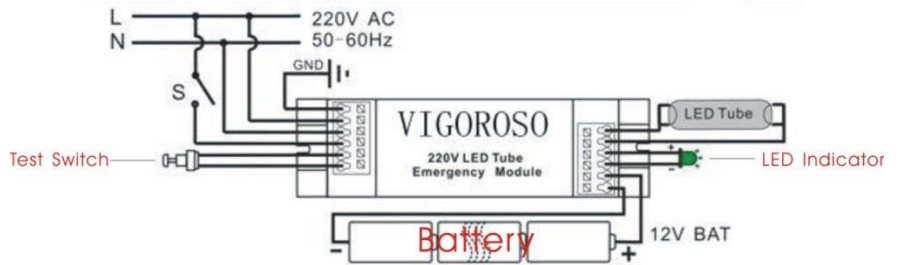
28w LED tube with internal driver

- Input Voltage:AC 85V-270V 50-60HZ
- Batteries: NI-CD 12V 8000mah (Different emergency time)
- Output voltage: DC 200v-320v
- Lighting source: Led lighting especial for led tube with internal driver
- Emergency power:Full Power 100% brightness
- Normal function Indicating LED Equipped
- Emergency Function Testing Device Equipped
- Emergency Time 3 hours
- Battery Protection Device Equipped
- LED driver Not Included
- Operating Temp 0 ~ 55 ℃
- Start-up Charging Time 24 hours
- Size:Battery 450*65*33mm inverter 217*40*30mm
- Weight=5000g/set

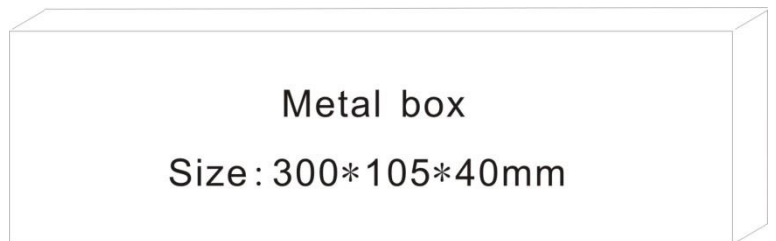
Size for inverter



Wiring Diagram



Size for Metal box




Shenzhen vigoroso technology co.,ltd

Emergency modules for LED lighting



Led indicator and test switch



Metro



Park



Office



Shenzhen vigoroso technology co.,Ltd

Details:

- Please make correct connection by the Lighting model
- Connect to the lighting and driver, L,N.Connect the batteries to the inverter.
- When AC on,the led indicator work,then the connection is right
- If lighting don't work,please cut off AC,check the tab on the inverter,change the connection way,then repeat the third step
- When connection is right,cut off AC,the light will work by batteries
- **The light will work with full power when emergency time**

Batteries Technical Data:



Voltage:12v

Capacity:3000mAh

Please charge batteries over 24 hours when the first time,the inverter have over-Protection.The charge current is 0.05c

Please change the batteries after 3 years

Please take care of batteries,don't push it into the water,fire,pay attention to the safety

Attention:

- When lighting turn dark,the batteries have no power, please connect to AC and charge batteries
- Batteries are charged by 0.05c,please charge over 24hours,and batteries will operate well after a long-time charging
- Although the emergency kits have open circuit protection function,please don't take off the lighting when test
- ON/OFF switch only control AC light, it won't affect emergency light
- If you have any question,please contact us

